







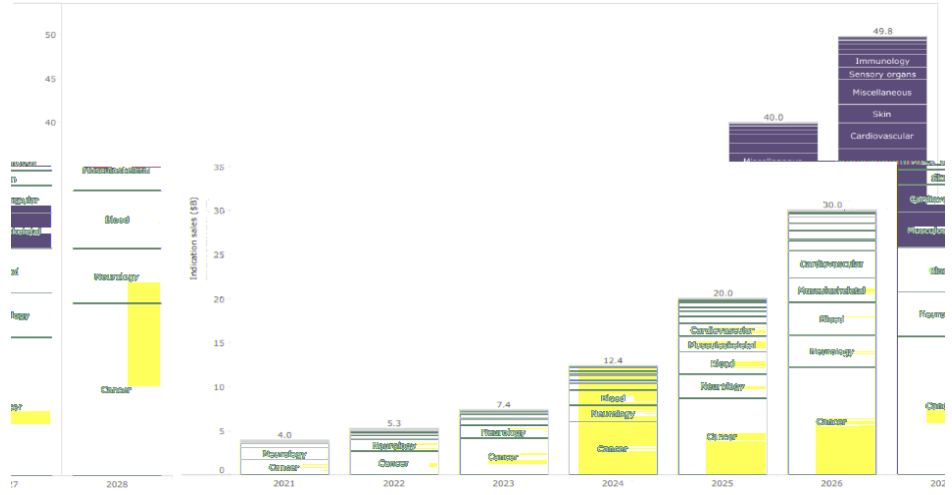






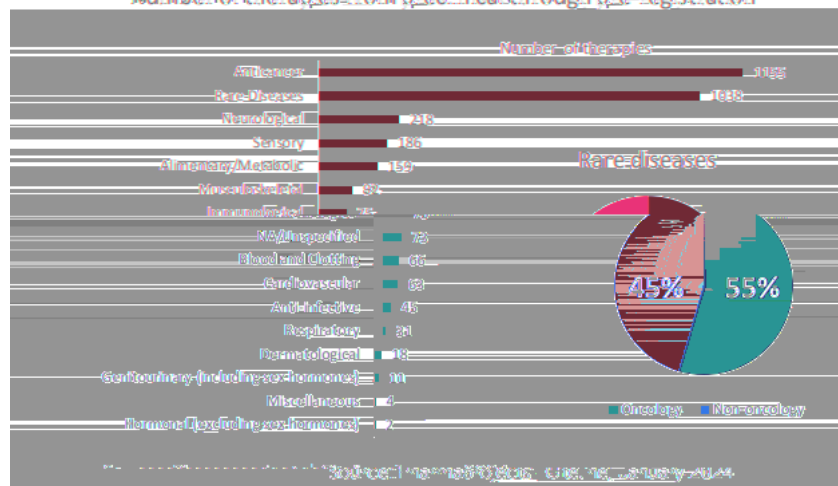



**Worldwide Indication Sales by Year (\$B)**  
 Click on a bar to drill down by indication






Number of therapies from pre-clinical through type registration















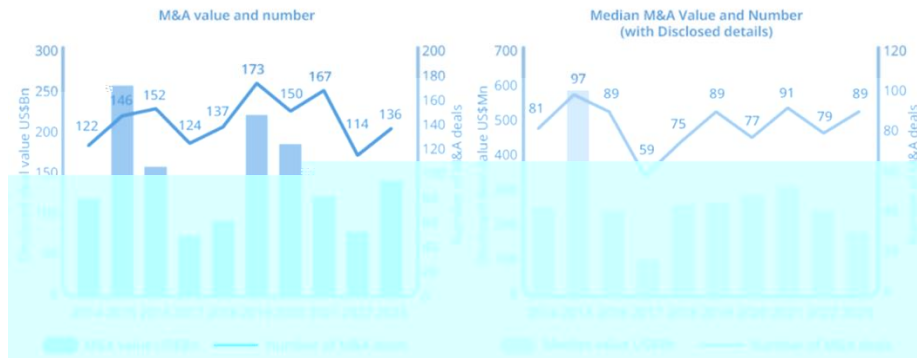


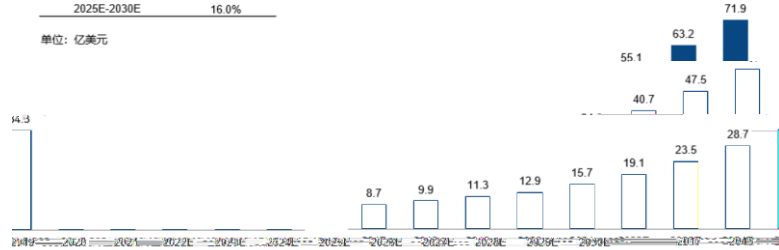
Exhibit 2: Biopharma M&A Activity US\$Mn, 2014-2023



全球基因载体CRO市场规模及预测, 2017-2030E

时期	复合年增长率
2017-2021	16.0%
2021-2025E	21.6%
2025E-2030E	16.0%

单位: 亿美元



CRO市场仅包括临床研究和临床试验阶段的业务, 不包括药物发现阶段业务

注: 此处基因载体CRO

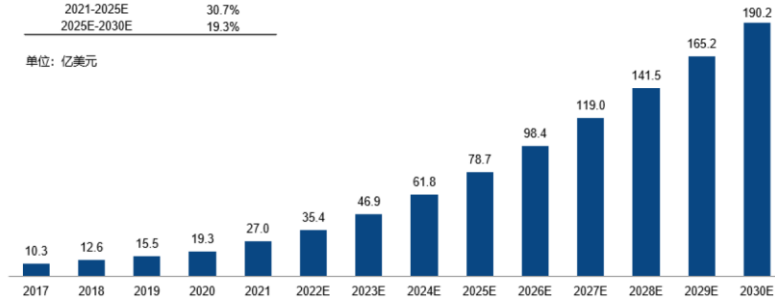
Frost & Sullivan

资料来源:

### 全球基因载体CDMO市场规模及预测, 2017-2030E

时期	复合年增长率
2017-2021	27.3%
2021-2025E	30.7%
2025E-2030E	19.3%

单位: 亿美元



注: 此处基因载体CDMO市场包括细胞&基因治疗、质粒、mRNA产品、抗体、蛋白、非核酸疫苗等运用基因载体/递送技术的相关药物的服务市场

资料来源: Frost&Sullivan

**FIGURE 2.5**

*Does your site contract any of the following support services to supplement the operations for your company?*

















